

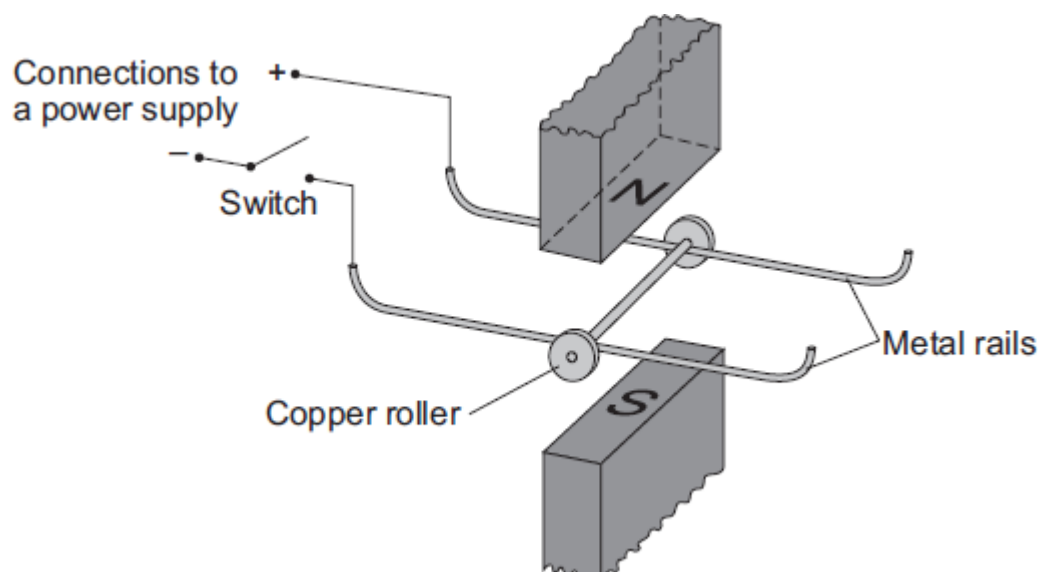
Name of the Student: \_\_\_\_\_

Max. Marks : 26 Marks

Time : 26 Minutes

**Q1.**

- (a) A science technician sets up the apparatus shown below to demonstrate the motor effect. He uses a powerful permanent magnet.



The copper roller is placed across the metal rails. When the switch is closed, the copper roller moves to the right.

- (i) Complete the sentence by drawing a ring around the correct line in the box.

This happens because copper is

an electrical conductor. an electrical insulator. a magnetic material.
--

(1)

- (ii) Suggest **one** change that the technician can make which will cause the copper roller to move faster.

\_\_\_\_\_

\_\_\_\_\_

(1)

- (iii) Suggest **two** changes which the technician can make, each of which will separately cause the copper roller to move to the left.

1. \_\_\_\_\_  
\_\_\_\_\_
2. \_\_\_\_\_  
\_\_\_\_\_

(2)

- (b) Many electrical appliances, such as vacuum cleaners, drills and CD players, contain electric motors. As more electrical appliances are developed, more electricity needs to be generated. Generating electricity often produces pollutant gases.

- (i) Complete the sentence by drawing a ring around the correct line in the box.

Generating more electricity to power the increasing number of electrical

appliances used raises

an ethical

an environmental

a political

issue.

(1)

- (ii) The number of electrical appliances used in the world's richest countries is increasing yet many people in the world's poorest countries have no access to electricity.

What type of issue does this inequality between people in different countries raise?

\_\_\_\_\_

(1)

(Total 6 marks)

## Q2.

Many electrical appliances use the circular motion produced by their electric motor.

- (a) Put ticks (✓) in the boxes next to **all** the appliances in the list which have an electric motor.

electric drill

☐

electric fan

☐

electric food mixer

☐

electric iron

☐

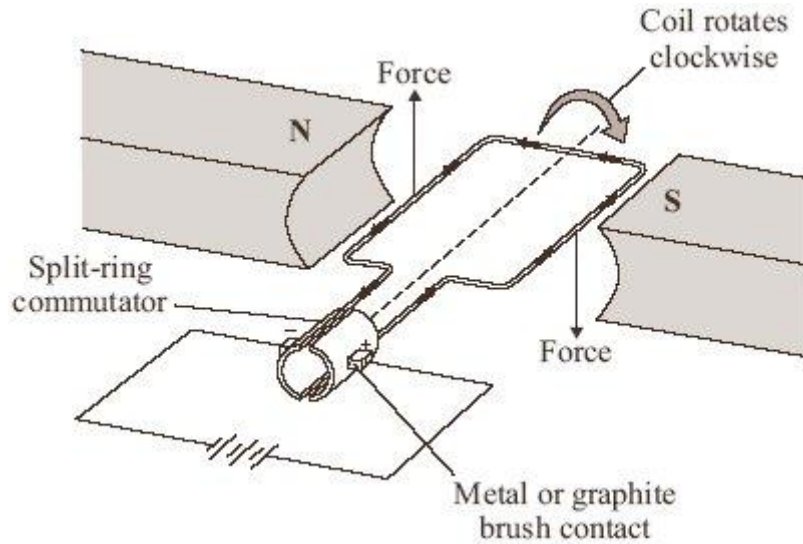
electric kettle

☐

electric screwdriver

☐

- (b) One simple design of an electric motor is shown in the diagram. It has a coil which spins between the ends of a magnet.



- (i) Give **two** ways of reversing the direction of the forces on the coil in the electric motor.

1. \_\_\_\_\_  
 \_\_\_\_\_

2. \_\_\_\_\_  
 \_\_\_\_\_

(2)

- (ii) Give **two** ways of increasing the forces on the coil in the electric motor.

1. \_\_\_\_\_  
 \_\_\_\_\_

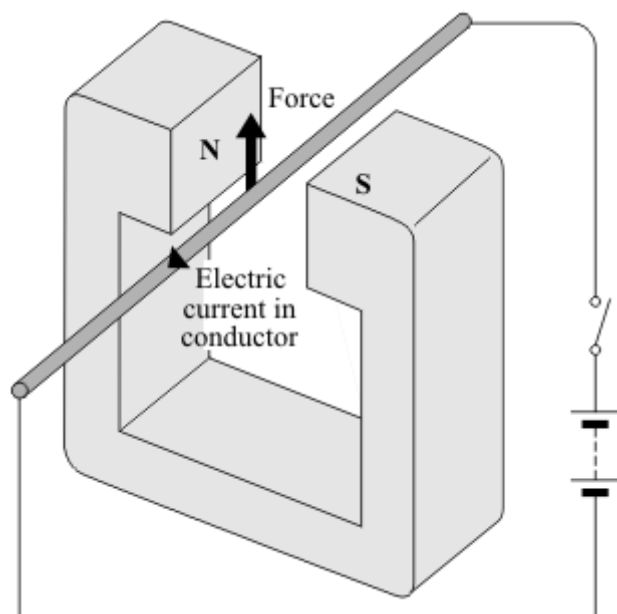
2. \_\_\_\_\_  
 \_\_\_\_\_

(2)

(Total 6 marks)

### Q3.

When a conductor carrying an electric current is placed in a magnetic field a force may act on it.



(a) State **two** ways in which this force can be increased.

1. \_\_\_\_\_

2. \_\_\_\_\_

(2)

(b) State **two** ways in which this force can be made to act in the opposite direction.

1. \_\_\_\_\_

2. \_\_\_\_\_

(2)

(c) In what circumstance will **no** force act on a conductor carrying an electric current and in a magnetic field?

\_\_\_\_\_

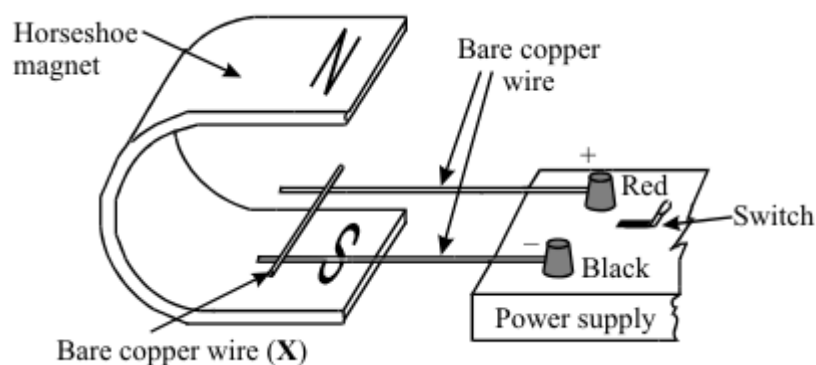
\_\_\_\_\_

(1)

(Total 5 marks)

#### Q4.

The diagram shows apparatus used to demonstrate the motor effect. **X** is a short length of bare copper wire resting on two other wires.



- (a) (i) Describe what happens to wire **X** when the current is switched on.

---

---

---

- (ii) What difference do you notice if the following changes are made?

A The magnetic field is reversed.

---

---

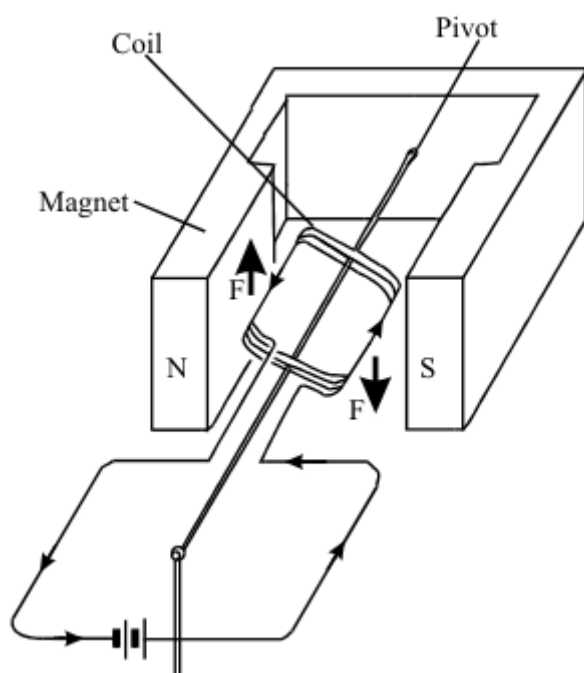
B The current is increased.

---

---

(3)

- (b) The diagram shows a coil placed between the poles of a magnet. The arrows on the sides of the coil itself show the direction of the conventional current.



The arrows labelled **F** show the direction of the forces acting on the sides of the coil. Describe the motion of the coil until it comes to rest.

---

---

---

---

---

- (c) Most electric motors use electromagnets instead of permanent magnets. State three of the features of an electromagnet which control the strength of the magnetic field obtained.

1. \_\_\_\_\_

2. \_\_\_\_\_

3. \_\_\_\_\_

(Total 9 marks)